



# Carina Indoor Recessed IP Intercom


Model No: WL-IC-FLMT-CAR-I-W-R

## Description

The Carina Recessed Indoor Intercom is designed and manufactured in the USA. With the highest quality two-way audio in the industry, it is perfect for use in schools and universities, warehouses, secure locations, parking garages and retail locations. Using PoE power, installation is simple and secure with optional vandal resistant security screws. Quickly configure each unit with Wahsega’s Carina Event Manager, which will automatically detect the intercom at startup. Electrical junction box enclosure (WL-FLMT-BKBX) not included.

## Key Features

- Fully configurable via Wahsega Carina Event Manager
- SIP Compliant
- PoE 802.3af power
- Environmental noise suppression
- Full-duplex audio with Acoustic Echo Cancellation (AEC)
- Peer-to-peer SIP capable
- Paging speaker function
- On-board relay for door latches
- Mic and speaker volume control

Job Name:	Date:	Location:
Notes:		

# Carina Recessed Indoor Intercom

Model No: WL-IC-FLMT-CAR-I-W-R

## Specification Submittal

### Specifications

- Ethernet: 10/100 Mbps
- Protocol: SIP RFC 3261 Compatible
- Temperature Range: -40°C to +60°C
- Audio Codecs: G.711 uLaw, G.711 aLaw, G.722 HD, G.726 fixed payload, G.729, DVI4 HD, DVI4 Narrowband, OPUS
- Audio Sampling: Up to 48KHz
- Form C (SPDT) Relay Contact Closure Rating: 30VDC or 270VAC, 3A
- Dimensions: 5.11" H x 5.17" W x 2.81" D
- Electrical Box Required: 4 11/16" H x 4 11/16" W x *minimum* 2 1/2" D
- Warranty: 3 years limited
- Regulatory Compliance: FCC Class B
- Power Input: PoE 802.3af


### Installation

The Carina Indoor Recessed IP Intercom can be installed into a 4 11/16" square back box (minimum 2.5" deep) with multiple conduit knockouts. Power supplied via Power over Ethernet (PoE) 802.3af. See installation guide for more details.

### Compatibility

Back Box - WL-BKMT-BKBX



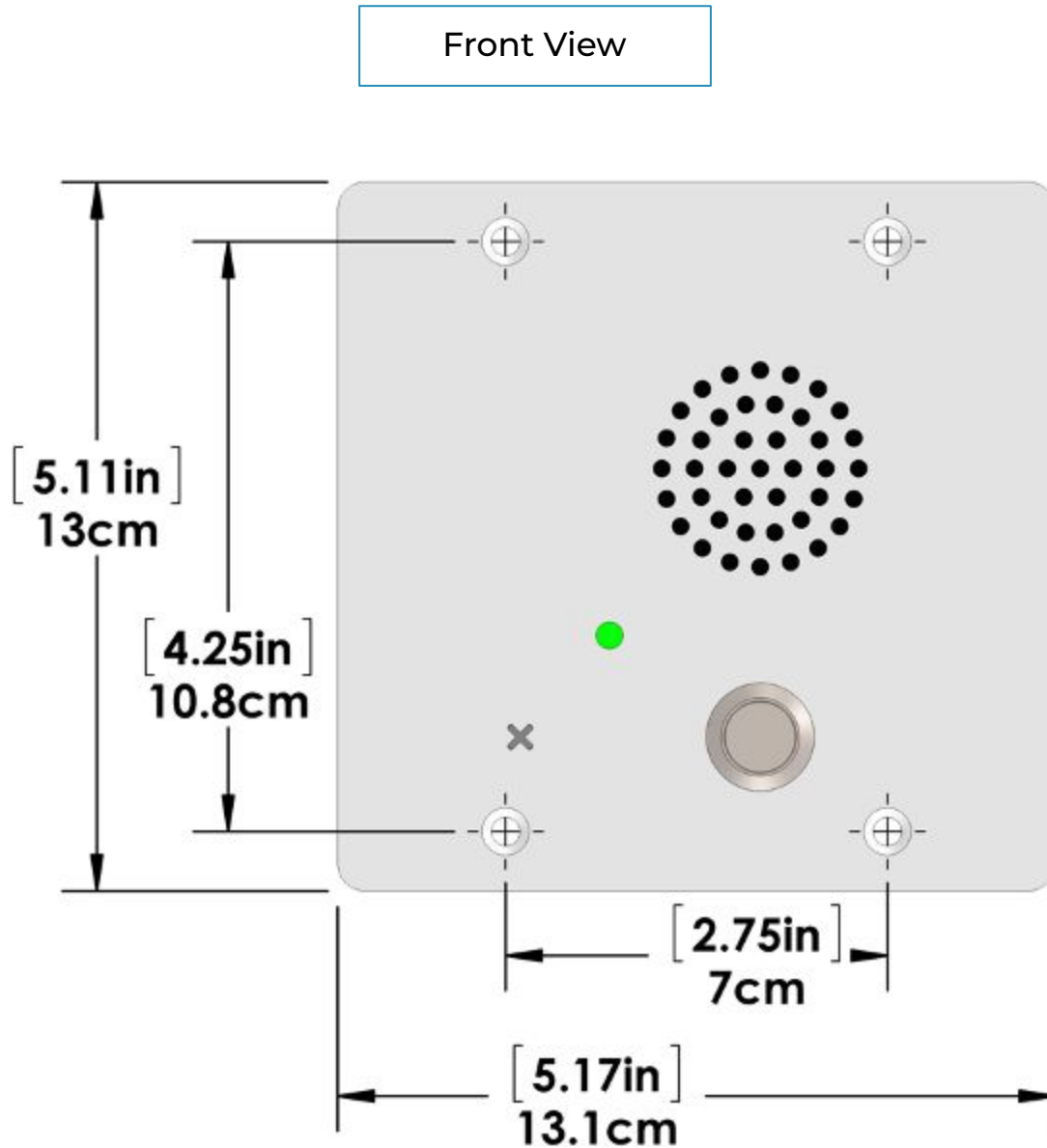
Job Name:	Date:	Location:
Notes:		


# Carina Recessed Indoor Intercom

Model No: WL-IC-FLMT-CAR-I-W-R

Specification Submittal

## Dimensions



Job Name:	Date:	Location:
Notes:		


# Carina Recessed Indoor Intercom


Model No: WL-IC-FLMT-CAR-I-W-R

Specification Submittal

## Dimensions

Side View



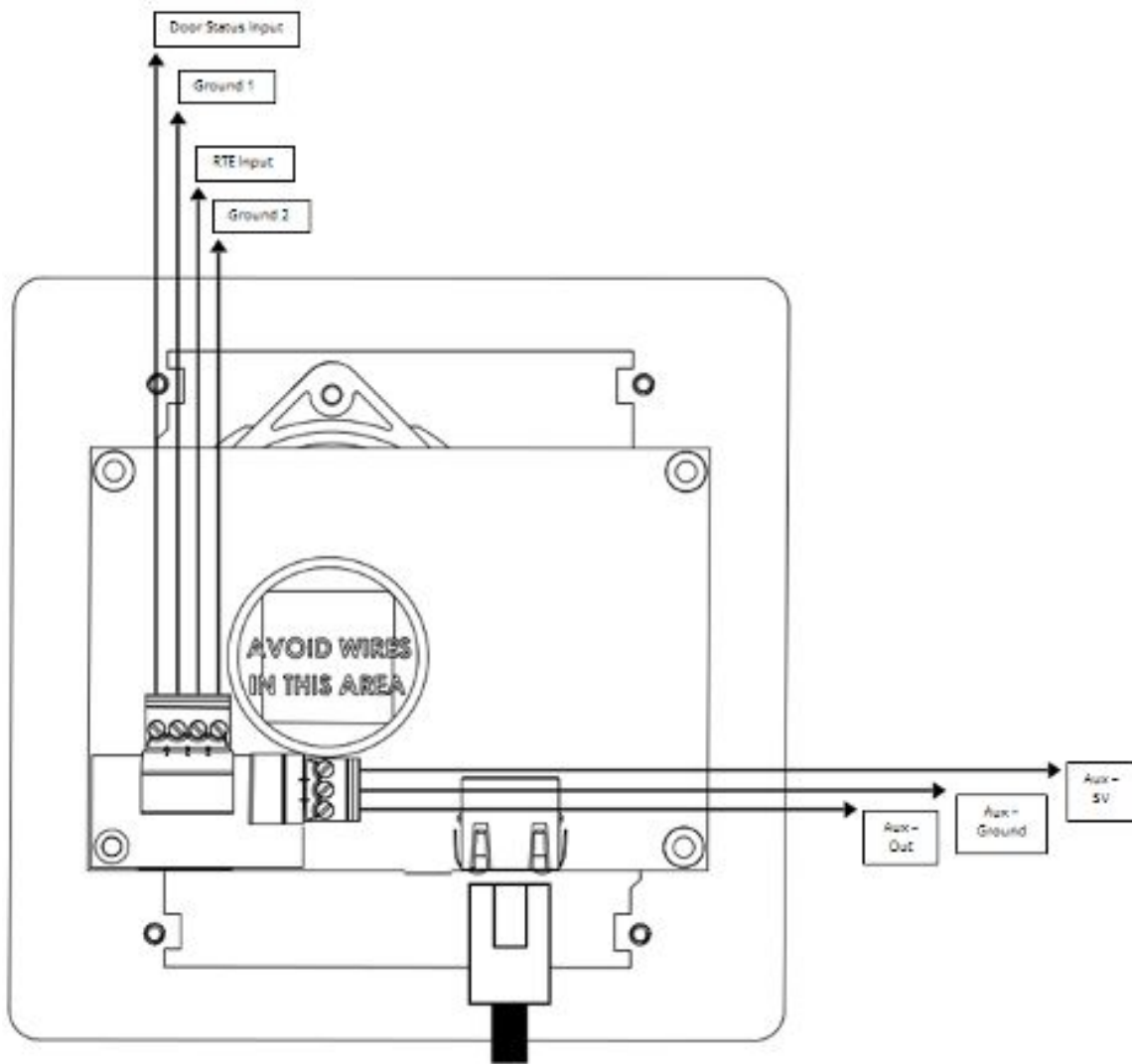
Job Name:	Date:	Location:
Notes:		

# Carina Recessed Indoor Intercom

Model No: WL-IC-FLMT-CAR-I-W-R

Specification Submittal

## Class 2 (PELV) Terminal Connections



Note: Ethernet cable can ONLY be installed in the orientation shown.

Job Name:	Date:	Location:
Notes:		