


Small IP Display with InformaCast®



Description

The Wahsega Small IP Display supports dual registration with InformaCast® and SIP. With network connectivity, scrolling LED display and built-in speaker, the Wahsega IP Display broadcasts both audible and visible messages to classroom occupants. Two integrated relays let building managers remotely lock classroom doors in the case of an emergency. A built-in microphone allows for two-way SIP communication, and time synchronization is handled by a network SNTP Server. The Wahsega IP Display can even power a second, analog Wahsega speaker up to 20 meters away via PoE cable, increasing the audio coverage in the space without requiring an additional cable home run.

Powered via Power over Ethernet (PoE), the IP Display is simple to install and is easily programmed via configuration webpages. The IP Display also works with standard panic buttons to trigger an outbound SIP call. With Wahsega's advanced panic button functionality, a brief button press places a call to one preconfigured number—such as the front office—while a longer press-and-hold will call a second, preconfigured panic number. This feature significantly reduces false alarm panic calls.

The InformaCast system will automatically recognize and register the display's speaker, making programming quick and efficient. Both audible and visual feedback at the display let installers know when their system is up and running. For InformaCast deployments, the IP Display will broadcast text messages created and sent by the InformaCast Server.

With simple installation and advanced functionality, the Wahsega Small IP Display is perfect for any classroom application, large or small.

Job Name: **Model Numbers:** **Date:**

Location: **Notes:**

Features

- Dual registration: SIP and InformaCast
- Automatic InformaCast server registration
- PoE 802.3af enabled
- Able to drive second Wahsega analog speaker up to 20m away via Cat5e or Cat6
- Fully configurable via simple webpages
- Multiple audio codecs to choose from
- Simple surface-mount wall installation
- Built-in microphone for two-way communication
- Web-based mic and speaker volume control
- Classroom sound reinforcement audio input wallplate available
- Status feedback
- Two onboard relays for door control
- RJ45 connections for simplified installation of second speaker and remote sound reinforcement wallplate
- Compatible with standard panic buttons
- Advanced panic button functionality to reduce false alarm triggers
- One to three lines of text display
- Time set by network SNTP Server with no manual adjustments necessary
- Receive bell and event schedule alerts from InformaCast or third party
- Display 12- or 24-hour clock with four or six numerals
- Auto-dim feature for energy reduction
- Text display is configurable for scrolling of page by page mode.
- 32,768 LED colors
- 32 x 64 resolution
- Text display up to 5" high

Specifications

- Ethernet: 10/100 Mbps
- Power Input: PoE 802.3af
- Standby power: <2 Watts
- Protocol: SIP RFC 3261 compatible
- Audio Codecs: G.711, G.726, G.722, G.729, DVI4, Linear PCM, iLBC, Speex, SILK, Opus
- Audio Sampling: CD audio of 44.1kHz for InformaCast® high quality announcements
- Speaker Drive Capabilities: 8W (5W per speaker when driving two speakers)
- Speaker Impedance: 8Ω
- Speaker Sensitivity: 96dB 1W/0.5M SPL
- Coverage Angle: 120° / 4 kHz
- Dry Contact Relay Rating: 2A min, 250V AC, 24V DC
- Max PoE Cable Length: 100m (per standard) PoE 10/100 cable length
- Max Secondary Speaker Cat5e or Cat6 Cable Length: 20m
- Temperature Range: -40°C to +60°C
- Weight: 7.2lbs
- Overall Dimensions: 20.39" W x 7.1" H x 4.54" D
- LED Panel Dimensions: 5" tall x 10" wide
- Construction: Metal housing with polyester powdercoat paint
- Warranty: 2 years limited

Job Name: **Model Numbers:** **Date:**

Location: **Notes:**

Model Numbers

WL-IPD-SPKR-510-INF

Wahsega Labs	Display	Speaker	Display Height	Display Width	Protocol
WL	IPD	SPKR	5	10	INF
Wahsega Labs	IP Display	with Speaker	5 = 5" High Display	10 = 10" Wide Display 20 = 20" Wide Display 30 = 30" Wide Display 40 = 40" Wide Display D = Double Sided	CAR = Carina INF = InformaCast

Installation

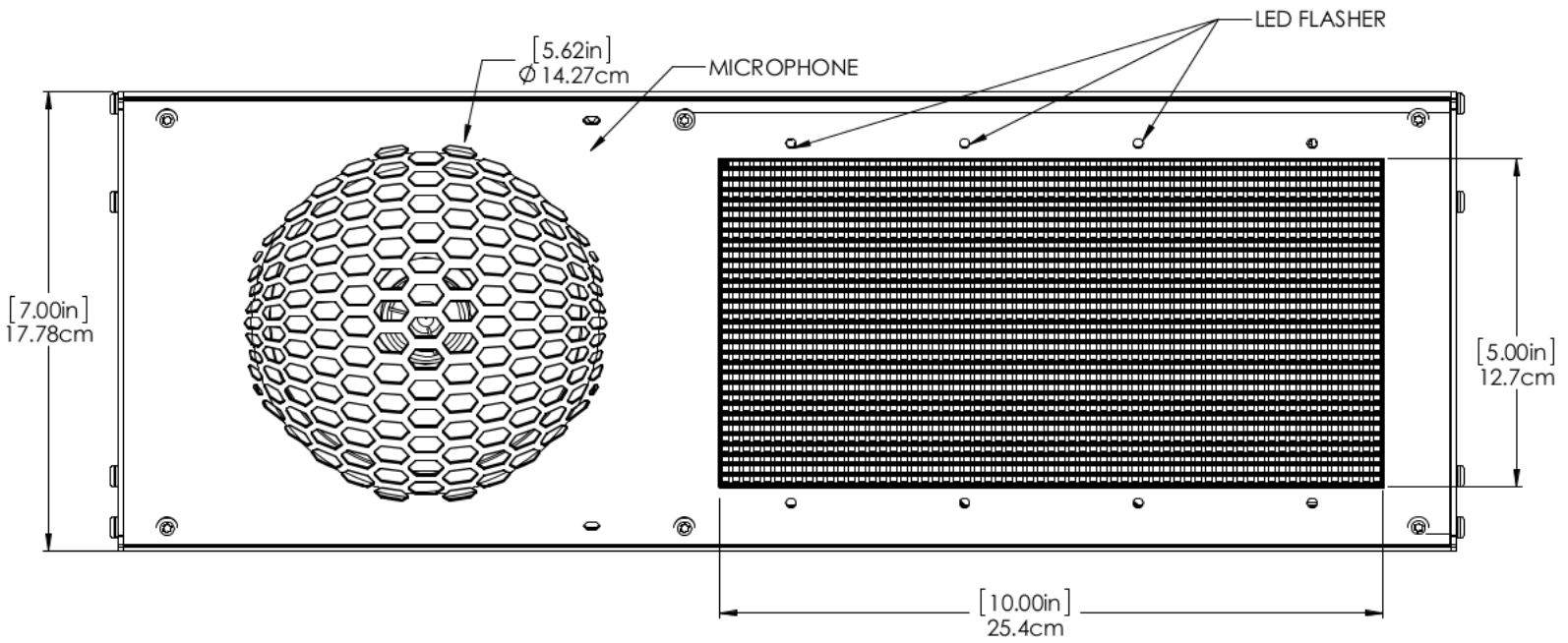
Simple, surface mount wall installation with rear conduit access and side raceway access for wiring. Power supplied via Power over Ethernet (PoE) 802.3af. The Wahsega IP Display can mount to the front a standard 2-gang electrical back box or directly onto the wall, using the appropriate anchors for your surface material. Mounting brackets, screws, washers and lock washers are included.

Job Name: Model Numbers: Date:

Location: Notes:

Dimensions

Front View



Job Name:

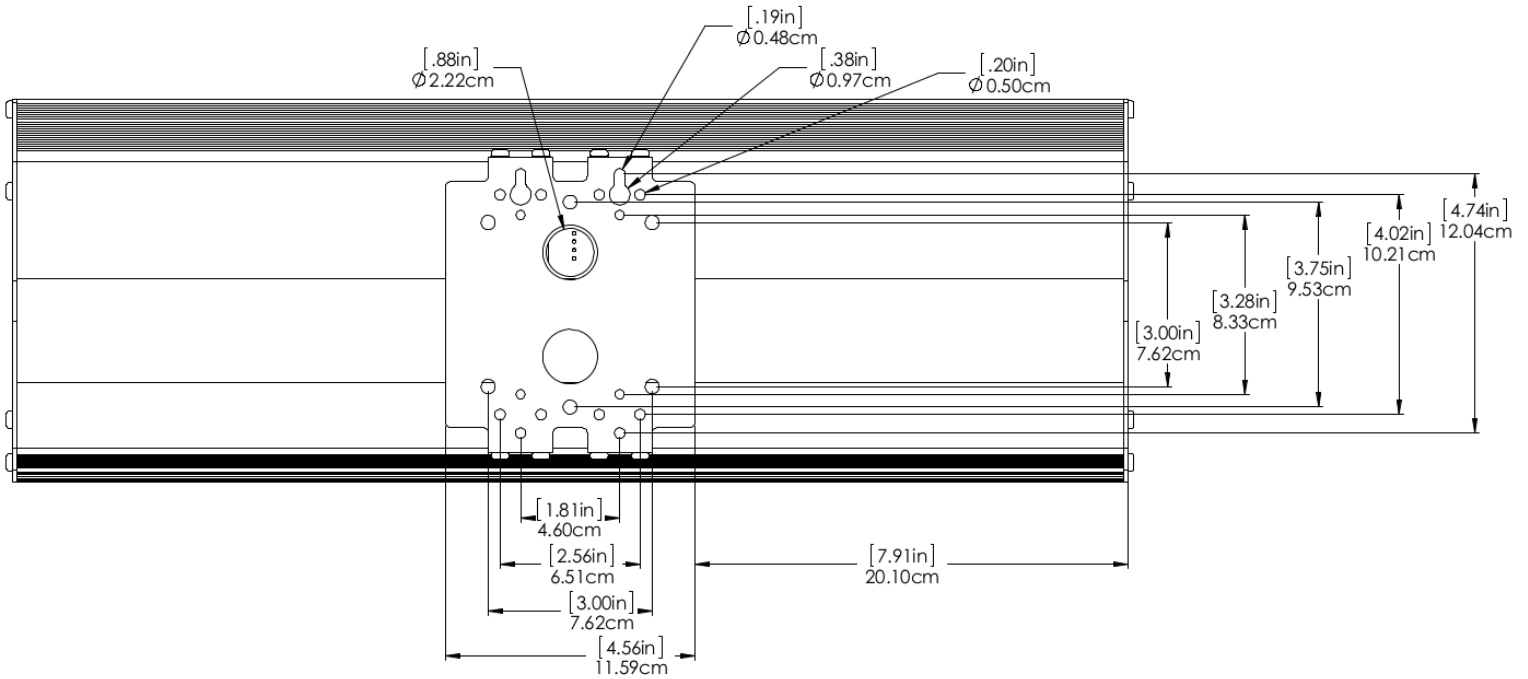
Model Numbers:

Date:

Location:

Notes:

Rear View

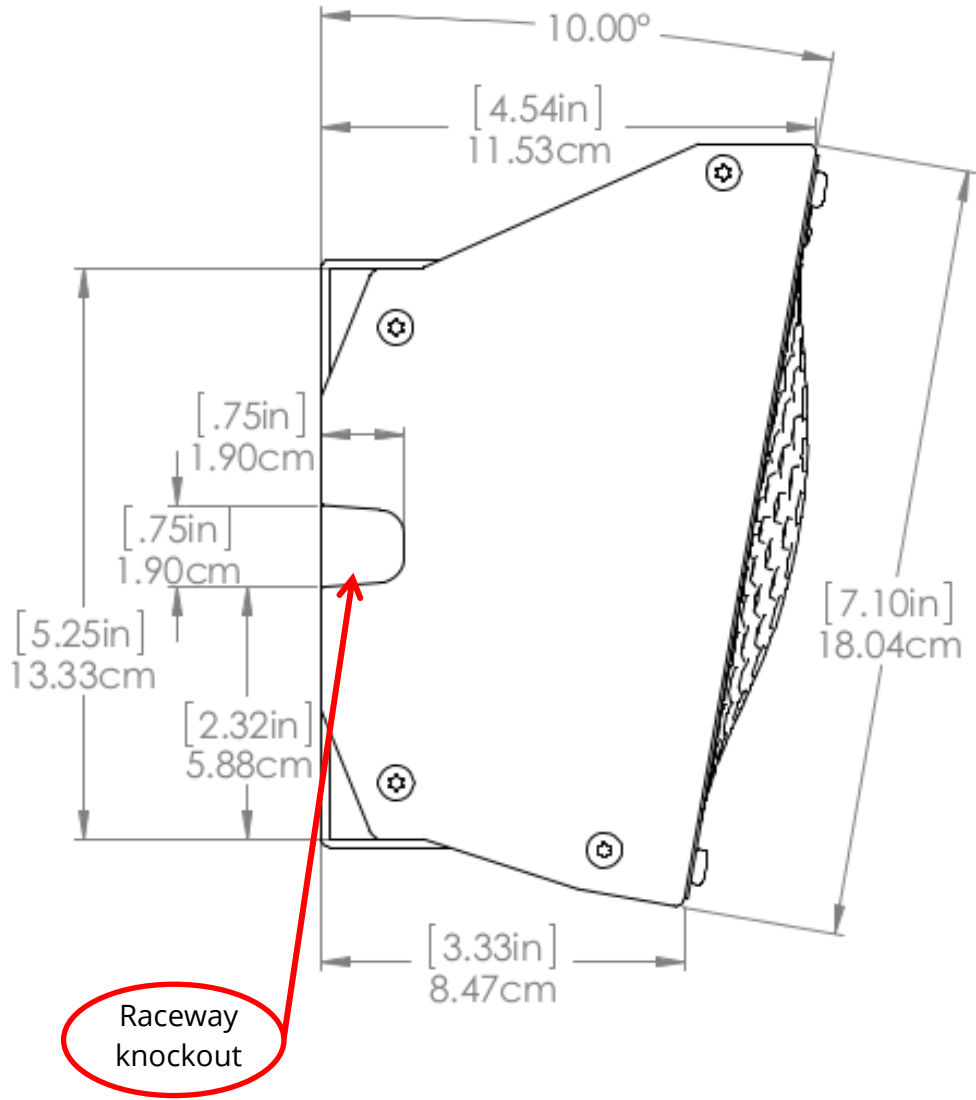


Note: Mounting bracket is included, as shown.
 Bracket may be used to mount the IP Display to the front of a standard two-gang electrical backbox.

Job Name: Model Numbers: Date:

Location: Notes:

Side View



Job Name: Model Numbers: Date:

Location: Notes: