



Single Channel Zone Controller for InformaCast[®]

Model No: WL-ZN-CTR-1CH-INF-R


Description

Send or receive audio to analog devices in specific zones with the Wahsega Single Channel IP Paging Zone Controller with Relay for InformaCast. Automatically discovered by InformaCast, this Zone Controller may function as either an input or an output.

In addition to streaming RTP Multicast broadcasts, the Zone Controller can register as a SIP extension and send or receive VoIP calls through a PBX. The Single Channel Zone Controller has an integrated relay with audio detection. When any incoming or outgoing audio is detected, the relay can be set to actuate, closing the “normally open” path. The Zone Controller with Relay is perfect for paging applications in school auditoriums, multi-level buildings and retail operations with multiple branch locations.

Key Features

- Automatic InformaCast server registration
- Fully configurable via simple web pages
- SIP compliant
- Line level audio in & out
- Onboard relay
- Send audio over mobile radios
- Monitor IoT sensor
- Stream background music
- Multiple mono codes to choose from
- Customizable line level output gain
- Standard 1U rack mounting
- PoE 802.3af enabled (Power-over-Ethernet)

Job Name:	Date:	Location:
Notes:		


Single Channel Zone Controller for InformaCast®

Model No: WL-ZN-CTR-1CH-INF-R

Specification Submittal

Specifications

- Ethernet: 10/100 Mbps
- Power Input: PoE 802.3af (or +9V to +16V DC input)
- Protocol: SIP RFC 3261 compatible
- Audio Codecs: 16-bit PCM (uncompressed), u-law (G.711u), a-law (G.711a), G.722, G.729
- Audio Sampling: 8 kHz, 16 kHz, or 32 kHz
- Current Draw: <2W
- Impedance: 600Ω
- Max Cable Length: 100m (per standard)
- Temperature Range: -40°C to +60°C
- Output Trim Range (Web configurable): +4dBu to -10dBV nominal
- Form C (SPDT) Relay Contact Closure Rating: 30VDC or 270VAC, 3A
- Construction: Aluminum extrusion
- Regulatory Compliance: FCC Class B
- Dimensions: 1.66" H x 4.75" W x 5.30" D
- Warranty: 3 years limited

Job Name:	Date:	Location:
Notes:		

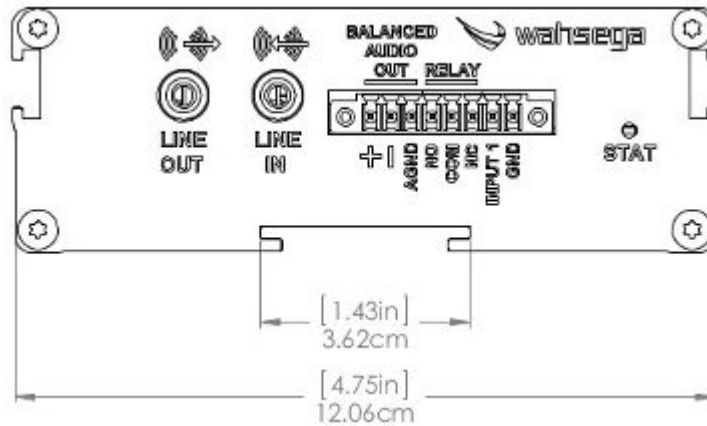
Single Channel Zone Controller for InformaCast®

Model No: WL-ZN-CTR-1CH-INF-R

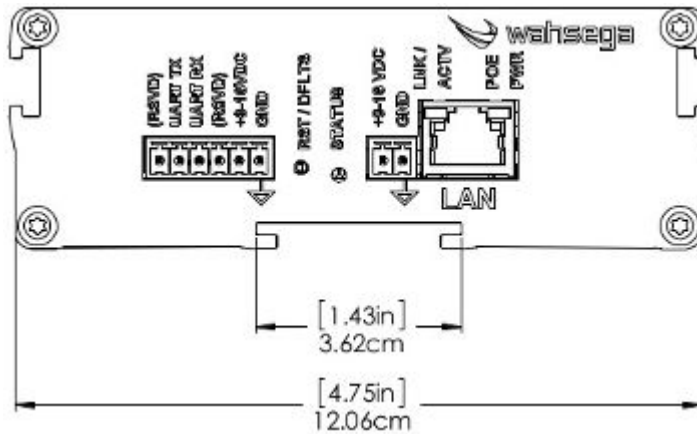
Specification Submittal


Dimensions

Front View



Rear View



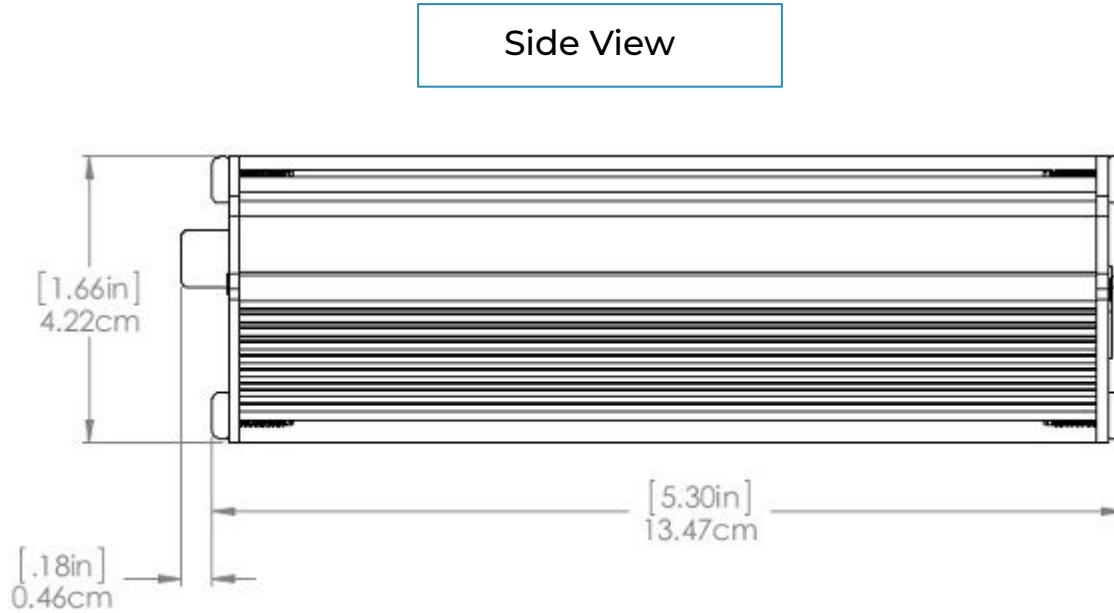
Job Name:	Date:	Location:
Notes:		


Single Channel Zone Controller for InformaCast®

Model No: WL-ZN-CTR-1CH-INF-R

Specification Submittal

Dimensions



Job Name:	Date:	Location:
Notes:		

Single Channel Zone Controller for InformaCast®

Model No: WL-ZN-CTR-1CH-INF-R


Specification Submittal


Power

Option A: To use Power-over-Ethernet (POE 802.3af), route a Cat 5e or Cat 6 Ethernet cable from a PoE switch or injector to the LAN port.

Option B: Alternately, use the included 2-pin male connector to connect +9-16VDC and Ground wires for power. Use standard (unpowered) Ethernet for data.

NOTE: Use either POE or 9-16V for power. DO NOT USE BOTH.



Job Name:	Date:	Location:
Notes:		

Single Channel Zone Controller for InformaCast®

Model No: WL-ZN-CTR-1CH-INF-R

Specification Submittal

Audio Inputs / Outputs

LINE OUT (unbalanced) – Connect to amplifier via RCA mono connector. Configure audio settings in configuration webpages as described in User's Guide.

LINE IN – Connect audio in from source via RCA mono connector cable. For best results, use a mono audio source. Configure audio settings in configuration webpages as described in User's Guide.

BALANCED AUDIO OUT – If using balanced audio out (and not the unbalanced RCA connection), connect here using included 3-pin male connector.

- Pin 1 (+) is hot connection.
- Pin 2 (-) is cold connection.
- Pin 3 (AGND) is analog ground.

RELAY – The relay connector is a 3-pin male connector (included), wired to a Form C relay (SPDT) with contacts rated for 30VDC or 270VAC at 3A.

- Pin 1 is a Normally Closed (NC) dry contact closure.
- Pin 2 is Common.
- Pin 3 is a Normally Open (NO) dry contact closure.

STAT – LED will illuminate when audio is being passed. The steadier the STAT LED, the stronger the audio signal present.

