



Wahsega Indoor Surface Mount IP Intercom

Model No: WL-IC-SMT-SIP-I-W-R

Description


The Wahsega Surface Mount Indoor Intercom is a low-cost, small, surface mount IP intercom with a button, powered via Power-over-Ethernet (PoE).

Wahsega Surface Mount Indoor Intercom call button can be configured as a panic button, with a long-press feature to reduce the number of panic button false alarm calls. With this advanced functionality, a brief button press places a call to one preconfigured number in normal intercom mode—such as a front office phone—while a longer press-and-hold will place a call to a second, preconfigured emergency number.

With an onboard relay, the Wahsega Surface Mount Indoor Intercom allows centralized or local control of a door lock or other relay options such as a strobe.

Key Features

- Wall mount installation
- Fully configurable via web interface
- SIP Compliant for both PBX and peer-to-peer (P2P) capability
- PoE 802.3af enabled
- Environmental noise suppression
- Full-duplex audio with Acoustic Echo Cancellation (AEC)
- On-board relay for door control
- Mic and speaker volume control
- Top and side raceway knockouts
- Integrated status LED
- Integrated microphone

Job Name:	Date:	Location:
Notes:		

Wahsega Indoor Surface Mount IP Intercom

Model No: WL-IC-SMT-SIP-I-W-R


Specification Submittal

Specifications

- Ethernet: 10/100 Mbps
- Power Input: PoE (Power-over-Ethernet) 802.3af
- Protocol: SIP RFC 3261 compatible
- Audio Codecs: G.711 uLaw, G.711 aLaw, G.722 HD, G.726 fixed payload, G.729, DVI4 HD, DVI4 Narrowband, OPUS
- Audio Sampling: Up to 48KHz
- Speaker Drive Capabilities: 4W
- Speaker Impedance: 6Ω
- Speaker Sensitivity: 80dB 1W/1m SPL
- Form C (SPDT) Relay Contact Closure Rating: 30VDC or 270VAC, 3A
- Max PoE Cable Length: 100m (per standard) PoE 10/100 cable length
- Max Cable Length for Optional Horn Speaker: 20ft
- Temperature Range: -40°C to +60°C
- Dimensions: 4.3" x 4.8" x 1.94"
- Construction: 20-gauge steel housing with white polyester powdercoat paint
- Regulatory Compliance: FCC Class B
- Warranty: 3 years limited

Installation

The Wahsega Indoor Surface Mount IP Intercom will ship with its mounting bracket attached to the intercom assembly. The mounting bracket can be attached to the front of a standard single-gang electrical back box or solid wall surface with appropriate wall anchors. Power supplied via Power over Ethernet (PoE) 802.3af. See installation guide for more details.

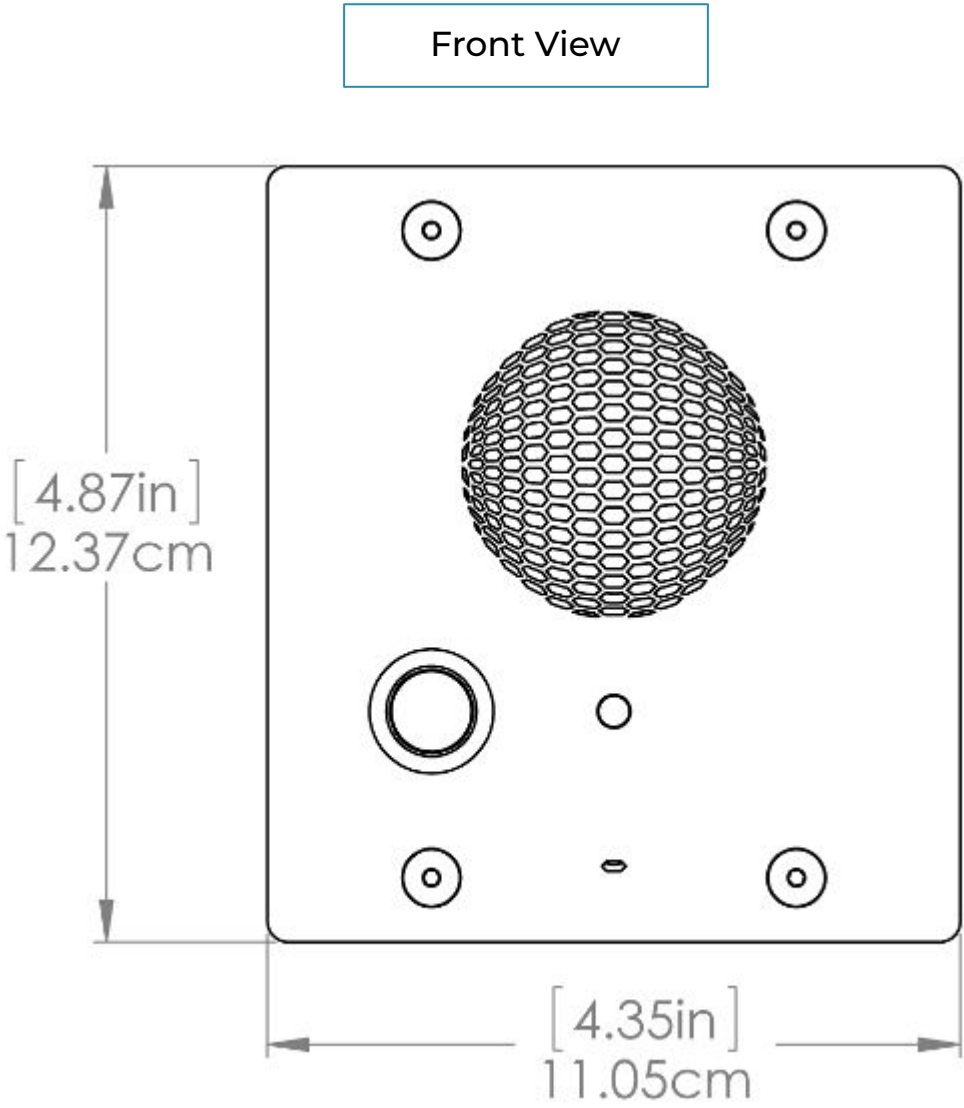
Job Name:	Date:	Location:
Notes:		


Wahsega Indoor Surface Mount IP Intercom

Model No: WL-IC-SMT-SIP-I-W-R

Specification Submittal

Dimensions



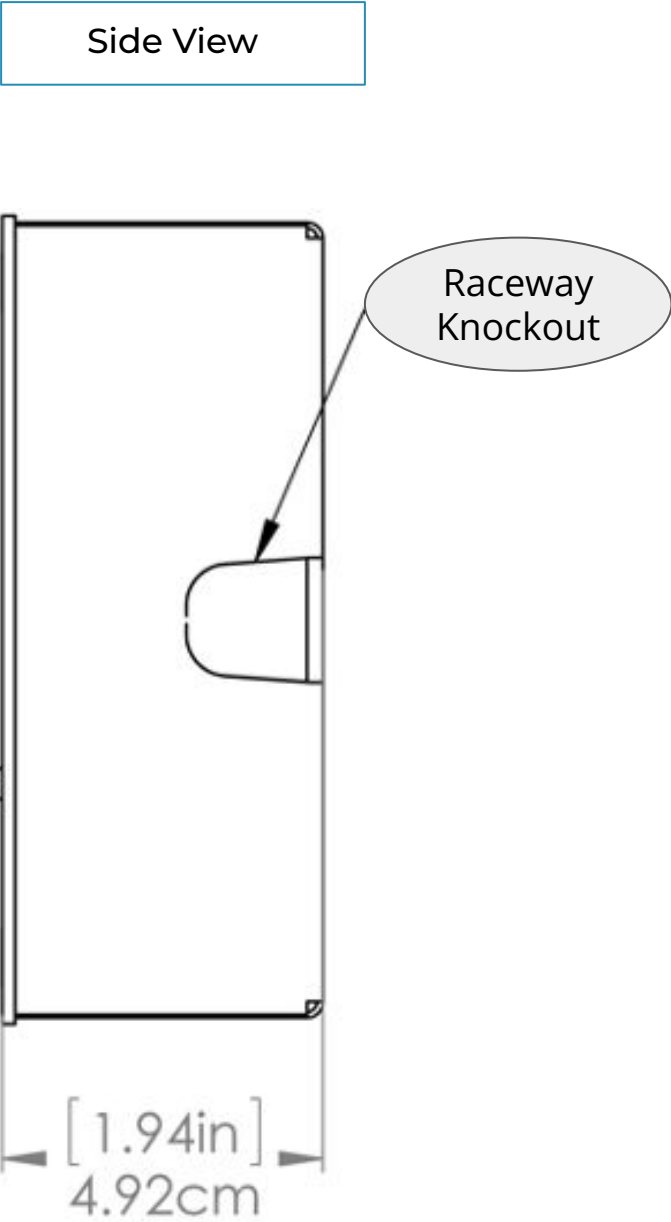
Job Name:	Date:	Location:
Notes:		


Wahsega Indoor Surface Mount IP Intercom

Model No: WL-IC-SMT-SIP-I-W-R

Specification Submittal

Dimensions



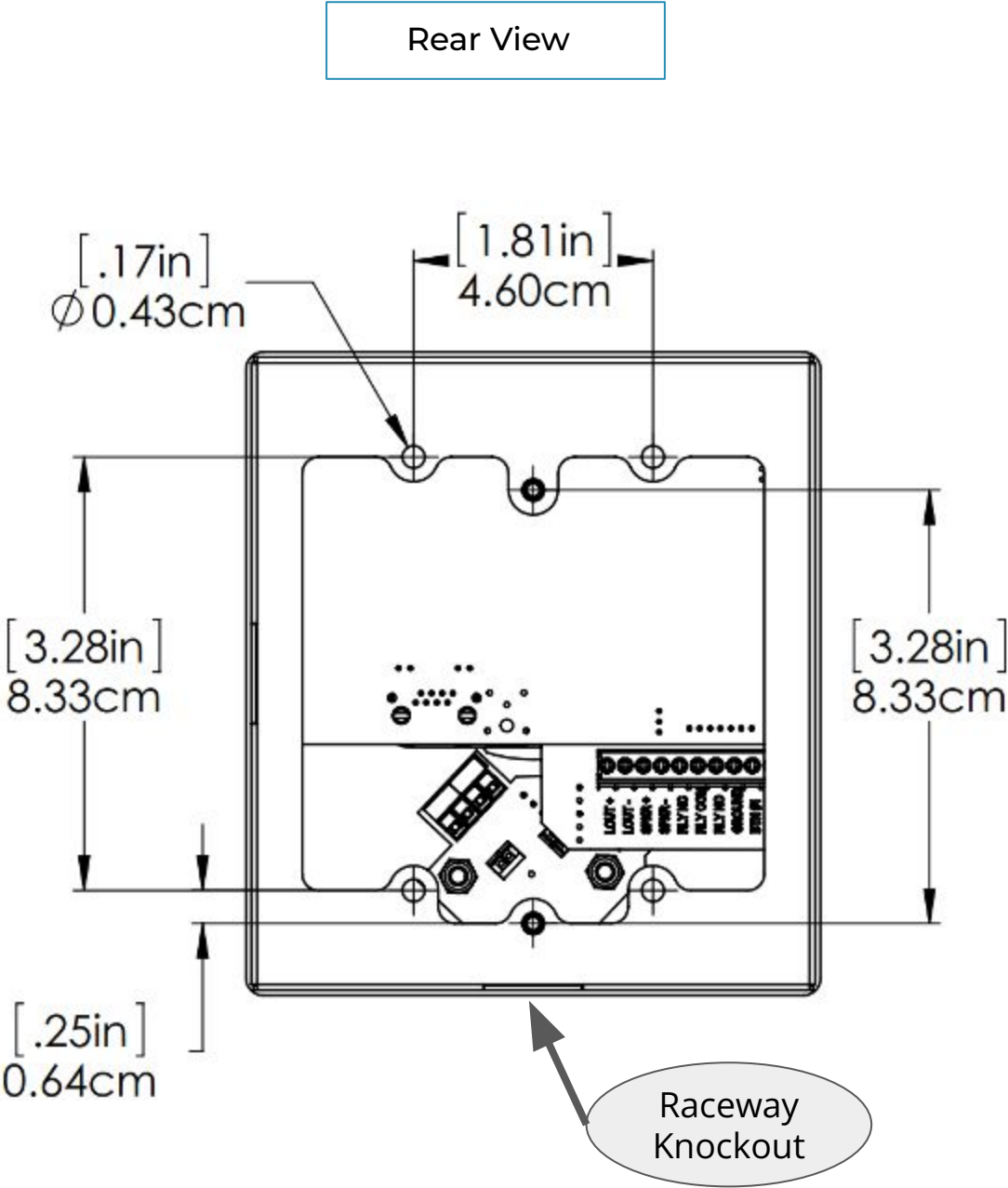
Job Name:	Date:	Location:
Notes:		

Wahsega Indoor Surface Mount IP Intercom

Model No: WL-IC-SMT-SIP-I-W-R

Specification Submittal

Dimensions



Job Name:	Date:	Location:
Notes:		